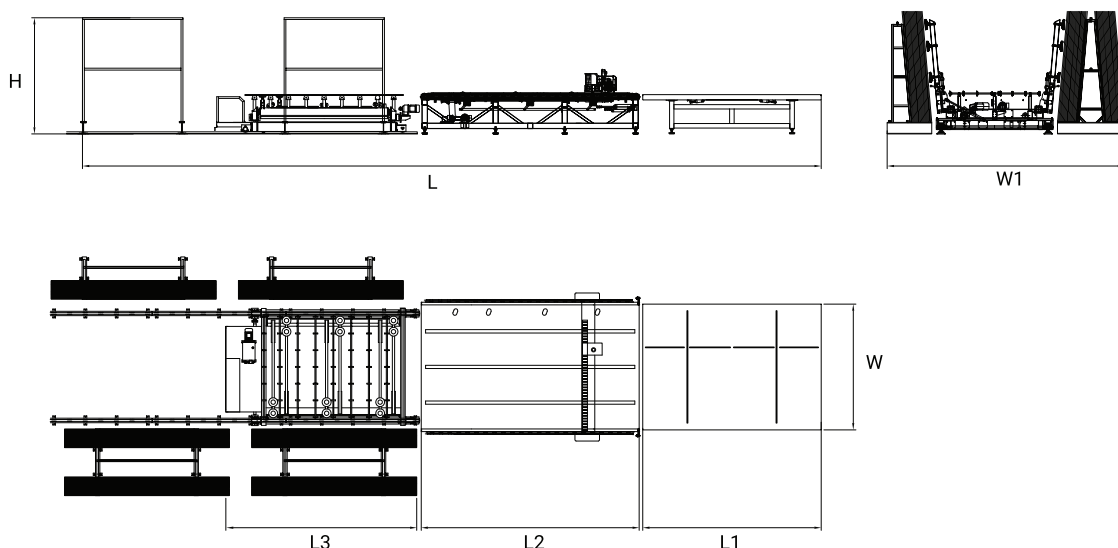


✦ **Robust** ✦ **Precise**  
✦ **Fast** ✦ **Smart**



	W	L	H	W1	L1	L2	L3
<b>FCL3700</b>	2850 mm	17000 mm	2650 mm	5000 mm	4000 mm	5200 mm	4600 mm
<b>FCL6000</b>	3700 mm	26750 mm	3400 mm	9000 mm	7000 mm	7200 mm	6200 mm
<b>FCL8000</b>	5700 mm	35000 mm	3600 mm	11000 mm	9000 mm	9200 mm	8200 mm

Please contact to your sales representative for changes in the number of stock stands.  
( Glass stock stands will be made by the Customer. Technical drawings  
and details will be provided by CMS. )

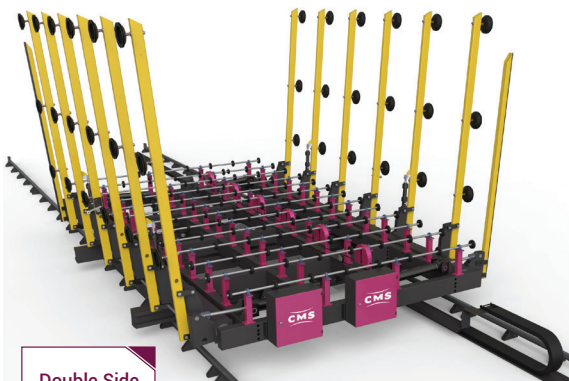
## Technical Features

	Max. Glass Size	Breaking Table Fans / Power	Breaking Bars Quantity	Max. Cutting Speed	Glass Thickness	Cutting Tolerance
<b>FCL3700</b>	3700x2550 mm	1x3 kW	2+1	150 m/min	3-19 mm	±0.20 mm
<b>FCL6000</b>	6100x3210 mm	2x3 kW	3+1	150 m/min	3-19 mm	±0.20 mm
<b>FCL8000</b>	8100x3300 mm	3x3 kW	4+1	150 m/min	3-19 mm	±0.20 mm

## System Configuration

Configure your line and factory area according to your needs and preferences with CMS Machinery. FCL Series has a long-lasting structure and stable design to help you minimize your operating cost.

### A- Automatic Glass Loading Robot



Double Side Glass Loading

Automatic Glass Loading Robot (FYM) is designed for automatic removal of vertically positioned glass plates on stock stands and transfer them horizontally to the cutting table.


- + Double side glass loading
- + Precise positioning system
- + Adjustable suction cup structure according to the glass height
- + Sensitive glass loading system

Opt. A.1: FYM Deeper (Standard feature for 6000)


### B- CNC Glass Cutting Table

CNC Glass Cutting Table (FCM) is designed for cutting rectangular and shaped pieces.

- + Maximum precision, minimum cutting tolerance
- + Fast, powerful and stable cutting performance
- + Automatic cutting speed adjustment
- + Automatic diamond wheel pressure adjustment according to different glass thicknesses and shapes
- + Minimum axis movement and wastage through cutting optimization



### C- Glass Breaking Table



Glass breaking table is designed for breaking & sorting glass plates and also used for unloading large-sized glass sheets.

- + Manual glass breaking and separation process on X and Y axes
- + Minimum surface friction through air cushion system

Opt. C.1: Tilting function (Standard for Jumbo)

Opt.GSP: Glass Separation Piston