



HX SERIES

HIGHLY POWERFUL TRACTOR



HX SERIES

HX9010 / HX1001 / HX1201

NO ONE HAS DARED RECREATE THE TRACTOR FROM THE SCRATCH, UNTIL NOW. KIOTI DID. WITH POWERFUL ENGINE, SOPHISTICATED DESIGN, BEST TECHNOLOGY AND TOP-NOTCH CONVENIENCE YOU WANTED



YOU HAVE ALL THE POWER YOU NEED

Model	Base Power	Boost Power(Total Gross)
HX9010PC-EU	90.0HP	+ 8.6HP(98.6)
HX1001PC-EU	99.9HP	+ 10.1HP(110.0)
HX1201PC-EU	115.3HP	+ 10.1HP(125.4)



EXCEED YOUR LIMITS WITH POWER BOOST

HX Series presents the best performance even under extreme conditions with its power boost that increases up to 10 PS.

Power Boost

Engine power increases and is maintained up to 10 PS even under extreme conditions, facilitating work while using a baler, wrapping machine, trailer, etc. that requires strong traction power without a load.


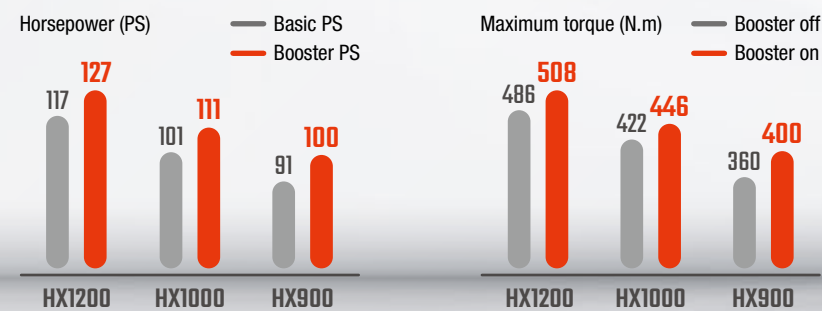
► Directions

The booster automatically begins operations when the key is set to on in automatic standby mode, automatically set, and satisfies specific operating criteria.

► Operating Conditions

1. When vehicle speed is 0.5 km/h or faster with the PTO on
2. Automatically deactivated when vehicle speed is 15 km/h or faster or 13 km/h or slower

► Before/After Comparison Using the Power Boost (internal test results)



Power boost button

- Locking switch
- Green when in operation



HX

RPM Memory

When you select one of the two preset RPMs, it automatically adjusts to the selected RPM. You can preset two RPMs from 1,050 – 2,200 RPM. No need to repeatedly control the accelerator to change RPMs depending on the situation. Higher work efficiency and less fatigue.

Smart Cruise

Once you set an ascent RMP and a descent RPM, you can adjust a suitable RPM with just a single touch depending on machinery operation. It prevents unnecessary fuel consumption and enhances work efficiency.



Outstanding Lifting Power of 4,410 kgf

The product can easily lift even heavy machinery with its excellent three-point lift power. The product can be installed on a variety of equipment.

SELF-DEVELOPED ENGINE

The product enhances work efficiency and productivity with a powerful engine optimized for your working environment

Development of 3.8 L Diesel Engine

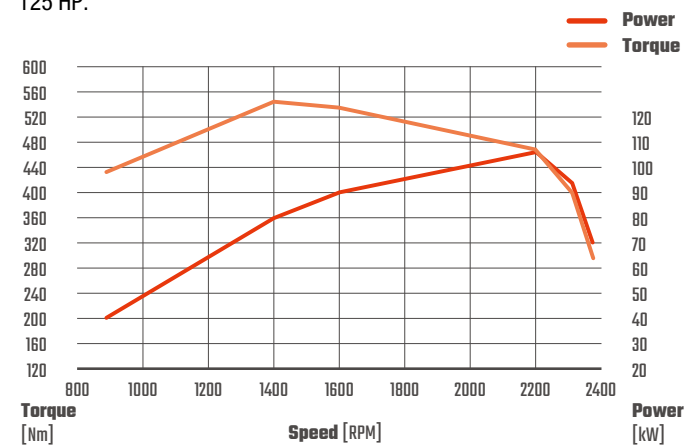
The best engine performance optimized for the off-road working environment 3.8 L diesel engine installed



- An impact-type CCV filter that doesn't require replacement
- Enhances cooling performance with its two-layer cylinder head water-jacket
- Oil change intervals at 500 hours thanks to the optimized oil consumption mechanism
- Creates less vibration and noise with the second balance and offset crankshaft





High Power, High Torque, and High Fuel Efficiency

The optimized design of the engine and gear train reduces friction loss. Its compact engine shows a broad range of output from 99 to 125 HP.



"Monitor 5" Fuel Efficiency Monitoring System

Reduces fuel costs by using the minimum amount of fuel necessary for the situation

-  **Displays driving speed**
 - Easy to maintain speed, which enhances work efficiency and reduces fuel consumption
 - Enhances the efficiency of seed drills and muck spreaders
-  **Average Fuel Efficiency (AI/h: Average liter/hour)**
 - Displays the average fuel consumption per hour from initial operation to the present
-  **Total Fuel Consumption (L: Liter)**
 - Displays total fuel consumption while in use
-  **Economic Operation Guide**
 - Displays a symbol to encourage users to operate the product economically depending on working conditions
-  **Real-time Fuel Efficiency (L/h: Liter/hour)**
 - Displays fuel consumption per hour of tractor operations



Huge capacity of fuel tank(180L)
guarantee for long working hour

THE BEST WORKING ENVIRONMENT BASED ON ERGONOMIC DESIGN

Key control units including a touch monitor and electronic armrest are located on the right-hand side, which enhances user convenience with a user-centered design.



Comfortable Premium Suspension Chair

The premium air suspension heated seat is comfortable and convenient. The chair rotates up to 20° to both sides for better visibility.



Instruction seat



Transparent Sunroof (Applicable to ATSC/PC)

The transparent cabin sunroof allows you to see operations overhead when using a loader, enhancing operational convenience.




Electronic Forward/ Rear-moving Armrest

The armrest moves forward and backward, providing convenience for controlling the lever and switches.



Tilting and telescopic steering wheel
adjustable to be proper to driver.
(tilting 24degree, telescopic length 50mm)



Power shuttle with Hi-low transmission
32speed(2X4X4) with hand clutch


KIOTI'S STATE-OF-THE-ART TECHNOLOGY FOR WORK CONVENIENCE

Its various convenient functions always present the highest work efficiency from preparation to finish.



Remote Rear Fender PTO Switch

Convenient and easy to install, uninstall, and check an external machine



Four Hydraulic Ports

Four hydraulic ports installed on the front and rear allow you to install a variety of attachments. (optional two additional hydraulic ports / optional third joystick)



LSD front axle

excellent 4wd performance without waste of slip at muddy and slippery area

HX

PREMIUM DESIGN SHOWING THE ESSENCE OF TRACTORS

Its sophisticated and dynamic design and premium materials upgrade the external appearance and maximize work efficiency.

Maximized Traction Power with an Optimized Weight and Wheelbase

Weight **4,428kg**
Weight with Front Weight **4,928kg**



Front Weight **500kg**

Wheelbase **2,410 mm**



Full LED Lamps and Front/Rear Working Lights (LED option)

Working lights, headlights, and taillights make night operations easier. The industry's first 40 W rear working lights enhance night operation efficiency.

SPECIFICATIONS



ISO 9001
NO.954596



ISO 14001
NO.771475



OHSAS 18001
NO:K033008

MODEL	HX9010PC-EU		HX1001PC-EU		HX1201PC-EU	
ENGINE						
Engine	4JTA-TP5A		4JTA-TP5A		4JTA-TP5A	
Engine Gross	(hp)	98.6(73.5)	110.0(82.0)		125.4(93.5)	
FUEL TANK	(L)	180				
TM						
TYPE	POWER SHUTTLE					
SPEED	32Fx32R with Hi-low and hand clutch					
PTO TYPE&SPEED	Independent(3 speed) with Ground PTO					
Auto 4WD brake	STD.					
Differential	Front : LSD, Rear : Mechanical differential lock					
HYDRAULIC SYSTEM						
3 Point Lift Control Type	Electronic control with remote switch at rear, Telescopic Cat.2					
Hydraulic flow	Total 121ℓ(1st : 74.8 ℓ, 2nd : 46.2 ℓ)					
Lift Capacity	4410kg @lift point(Max.), 3630kg @610mm point					
EXTERNAL VALVE	F4 / R4					
DIMENSION						
WHEEL BASE	(mm)	2,410	Overall width (minimum tread)		2,250	
OVERALL LEN. (w/o front weight and w/3pt hitch)	(mm)	4,398	GROUND CLEARANCE(mm)		480	
Overall height (CAB)	(kg)	2,843	Weight with Cabin and AG tires		4,428	
OTHERS						
CABIN	5 PILLAR TYPE(Better visibility)					
	FRONT FENDER & REAR EXTEND FENDER					
	REMOTE CONTROL PTO & LIFT CONTROL					
	ELECTRIC CONTROL ARM REST(Draft Control, One Touch Floating)					
	JOYSTICK LEVER & HORN BUTTON					
	Tilt & TELESCOPIC STEERING WHEEL					
	AIR SUSPENSION SEAT(HEATING & SWIVEL FABRIC)					
	OPEN/CLOSE CLEAR SUNROOF & SUNVISOR					
	INSTRUCTION SEAT WITH BELT					
	TELESCOPIC SIDE MIRROR					
	HVAC(AC & HEATER)					
	REAR WINDOW WIPER & DEFROAST WINDOW					
	BLUETOOTH AUDIO					
	BACKWARD & PARKING ALARM					
	3 PIN SOCKET & POWER SOCKET					
	PTO Cruise					

* NOTE : Specifications and design are subject to change without notice.



Daedong Kioti Europe B.V.
World Trade Center Rotterdam
Beursplein 37, 3011 AA Rotterdam, The Netherlands
Tel +31(0)85 10 63 580
Website www.kioti.eu



Dealer Imprint Area