



ERCO 500 ERCO 505



3,5 t



3 t

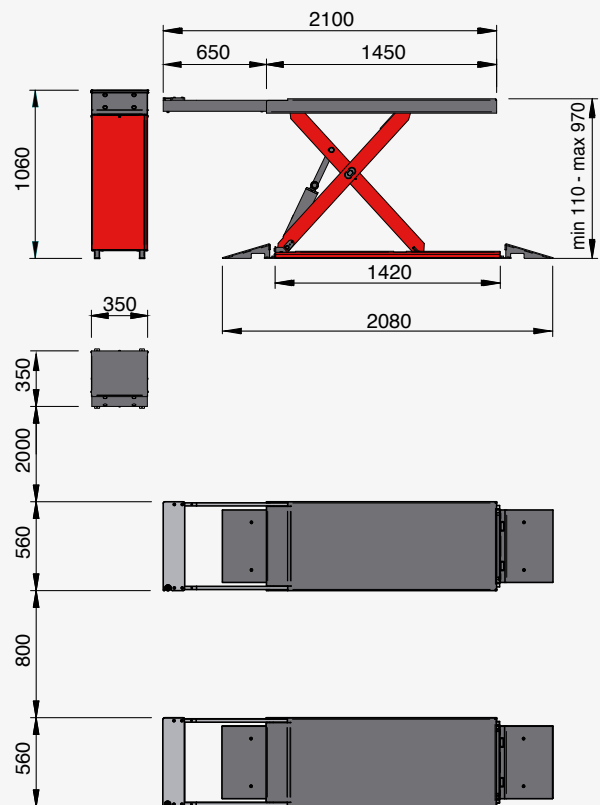
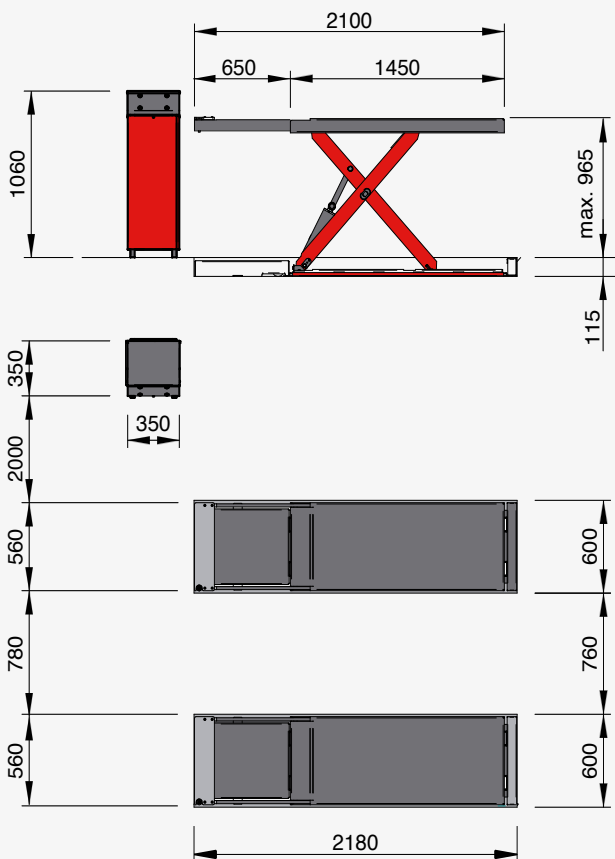
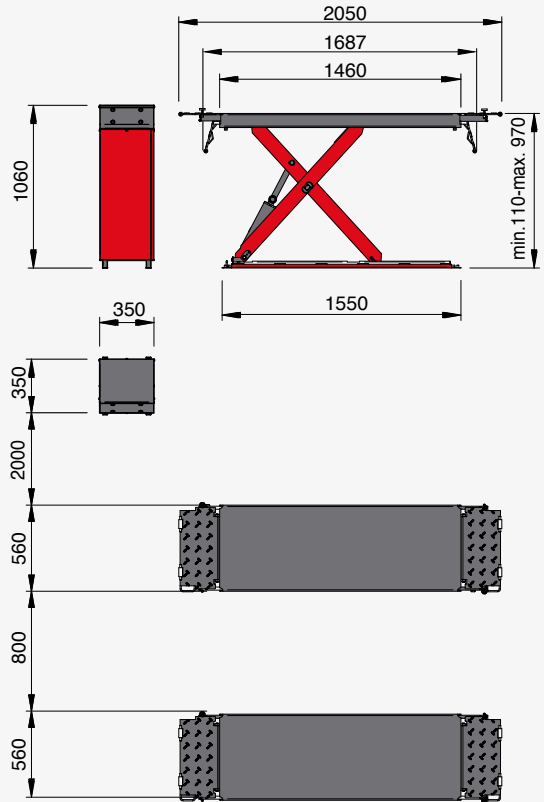
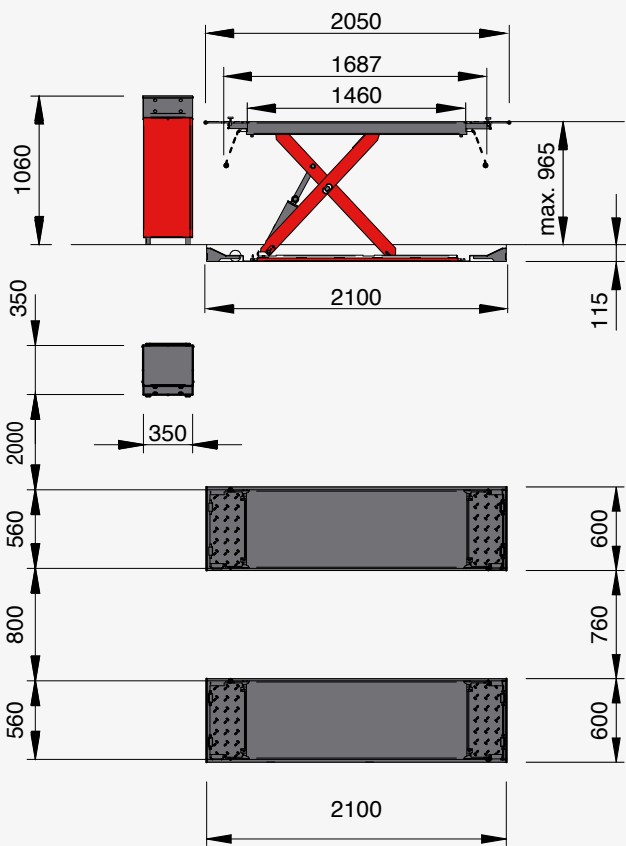


SOLLEVATORI SOTTOSCOCCA
a forbice a pedane indipendenti e a basso profilo



LOW PROFILE INDEPENDENT
runway underbody scissor lifts





DATI TECNICI TECHNICAL SPECIFICATIONS


	ERCO 500 FI	ERCO 500 I	ERCO 500 F	ERCO 500	ERCO 505 I	ERCO 505	ERCO 505 F	ERCO 505 FI
Portata max - Max load	3000 kg			3500 kg				
Potenza motore - Motor power	3 kW							
Alimentazione - Power supply	230-400V 3ph 50-60Hz 230V 1ph 50Hz							

VERSIONI DISPONIBILI AVAILABLE VERSIONS

	ERCO 500 FI	ERCO 500 I	ERCO 500 F	ERCO 500	ERCO 505 I	ERCO 505	ERCO 505 F	ERCO 505 FI
1 Pedane con flaps - Runways with flaps	✓		✓				✓	✓
2 Pedane con estensione - Runways with extensions		✓		✓	✓	✓		

ACCESSORI CONSIGLIATI RECOMMENDED ACCESSORIES

	ERCO 500 FI	ERCO 500 I	ERCO 500 F	ERCO 500	ERCO 505 I	ERCO 505	ERCO 505 F	ERCO 505 FI
A - Set rampe lunghe per versione a pavimento - Set of long ramps for the floor version L1 = 800 mm - L2 = 1300 mm				✓		✓		
B - Set rampe lunghe per versione a pavimento - Set of long ramps for the floor version L = 1000 mm			✓				✓	
C - Prolunghe, tubi e cavi, ponte-centralina 1m - Extensions for pipes and cables, lift-control unit 1m	✓	✓	✓	✓	✓	✓	✓	✓
D - Prolunghe, tubi e cavi, ponte-centralina 2m - Extensions for pipes and cables, lift-control unit 2m	✓	✓	✓	✓	✓	✓	✓	✓
E - Coppia traverse per fuoristrada - Pair of beams for all-terrain vehicles	✓	✓	✓	✓	✓	✓	✓	✓
F - Set di quattro tamponi da 80 mm - Kit of 4 rubber blocks height 80 mm	✓	✓	✓	✓	✓	✓	✓	✓



Per maggiori informazioni consultare il catalogo accessori completo. / For further information, consult the complete accessories catalogue.



NEXION SPA - www.corgi.com - info@corgi.com

