

Due to our policy of constant technological upgrading, technical specifications may be subject to change without prior notice. According to the standards in force, in extra-EU areas the availability and specifications of some products and/or characteristics may vary. Please contact your local distributor for further information.



Making Your Life Better.

**BU Medical Equipment**

**Sede legale ed amministrativa  
Headquarters**

Cefla s.c.  
Via Selice Provinciale, 23/a  
40026 Imola - Bo (Italy)  
tel. +39 0542 653111  
fax +39 0542 653344

**Stabilimento  
Plant**

Via Bicocca, 14/c  
40026 Imola - Bo (Italy)  
tel. +39 0542 653441  
fax +39 0542 653601



# A6.

**ANTHOS CLASSE A6 PLUS**

CONTINENTAL  
INTERNATIONAL



PERFORMANCE YOU CAN COUNT ON



# CLASSE A6 PLUS

# explore



#### explore comfort.

Design that ensures comfort for the dentist, the surgery team and the patients. A combination of efficiency and convenience give dentists working days free from physical stress.

#### explore potential.

Functions and technologies that allow dentists to engage in different disciplines with confidence thanks to fully integrated, cutting-edge software, instruments and systems.

#### explore safety.

A design concept intended to minimise all cross-contamination risks. Automatic, certified hygiene systems. Active protection for patients and the dental team.

Anthos Classe A6 PLUS.



CLASSE A6 PLUS.

# Designed for working comfort

## LIGHTNESS

Compact and nimble, a Continental module that requires little space and offers outstanding flexibility of movement. Designed with instrument levers that do not

interfere with the operating light and ensure considerable reach. Each lever has individually adjustable traction force and balance.




### SideFlex technology.

Equipped with the option of SideFlex technology, the instrument levers ergonomically follow sideways tubing movement. The coupling reduces on-wrist traction and fatigue while optimising instrument recovery from every working position.



**Working comfort.** To adjust instrument height, pneumatic release is activated by an on-handle sensor. Optional sixth instrument and tray holder module, available in two sizes: standard and compact.



# Simple, practical geometry

## FLEXIBILITY

The combination of a flexible arm system and a meticulously designed International module gives dentists full freedom of movement in every operating zone. Ergonomically arranged instruments sit firmly in their holders and allow the

handpiece to be gripped with ease from every position. Thanks to geometry that optimises organisation of the treatment space, the International module provides easy access to instruments and a perfectly positioned display.



**Supplementary holder.** A sixth instrument holder and a Zen-X radiography sensor connection are available as accessories.

**X-ray viewer.** Backlit and big enough to display large and panoramic X-rays, the viewer is positioned to give users an easy, direct view.



**Tray holder.** Available in a large-size transthoracic version, this offers a large support surface that is comfortably within reach of dentist and assistant.



# A fully equipped assistant's side

## PERSONALISATION

Maximum configuration flexibility on the assistant's side where 3 or 5-holder modules are possible. Mounted on a height-adjustable double-articulated arm, this highly useful module incorporates a glass-protected touchscreen that controls

patient chair movement and a series of key functions such as activation of hygiene systems (where applicable), water to the cup, operating light on/off, rinse and stand-by.



**Assistant's module with 5 instruments.** The optional module has 5 instruments. It can assume any position needed to maximise working ergonomics. The two cannulae can be combined with up to 3 handpieces as desired, including camera, syringe, and T-LED curing light or a dynamic instrument.



**Assistant's module with 3 instruments.** Supplied as standard, the 3-instrument module can assume multiple positions, ensuring an effective response to every clinical need. A positionable stainless steel tray holder completes the accessory range.



**Cuspidor bowl with optical sensor.** The water-to-cup delivery system can be equipped with an optional automatic filling sensor. The ceramic cuspidor bowl is fully removable to allow fast, efficient sanitisation. A powered cuspidor bowl is also available as an optional. In this case the software synchronises rinse tasks and patient chair movement.



**CLASSE A6 PLUS**  
CONTINENTAL



**CLASSE A6 PLUS**  
INTERNATIONAL



# Exclusivity and design

**STYLE**



On the one hand, compact unit body design and a broad colour selection to give the surgery a touch of style. On the other, outstanding practicality and high quality materials. Independent water feed reservoir (accessible from the exterior), large hatch for unhindered access to systems inside the unit body and a cuspidor bowl unit that remains outside the treatment zone when in standby.

**Unique personality.**  
The unit body is available with 4 optional colour schemes and can mount either standard upholstery or Memory Foam padding, both available in 14 different colours.

**Memory Foam padding.**  
Optional Memory Foam padding offers patients an exclusive wellness experience.



**COLOURS**

- 102 198 Atlantic blue
- 113 183 Pacific blue
- 106 196 Mediterranean blue
- 136 186 Indian blue
- 135 194 Venetian red
- 115 195 Scottish salmon
- 132 192 Blueberry violet
- 134 184 Japanese wisteria
- 103 182 Nevada yellow
- 123 193 Polynesian green
- 101 197 Caribbean green
- 137 187 Satin silver
- 121 199 Anthracite grey
- 130 180 Graphite black

**Standard upholstery**



**Memory Foam padding**



# The shape of comfort

## OUTLINES

Patient chair design optimises working ergonomics for the dentist and maximises patient comfort. The thinly profiled seat and backrest prevent any obstruction of the spaces underneath the patient chair.



**Specially shaped chair.**  
Tapered shaping and compactness let the entire dental team operate fluidly and hindrance-free.  
Clean, essential lines ensure extremely simple sanitisation.

## SHAPING

### Backrests.

A choice of three backrest types - narrow, wide and Nordic - meets all the dentist's ergonomic needs. As always, the backrest guarantees patient comfort and easy access.



# Performance on the move

## SYNCHRONISATION

**Patient presence sensor.** The patient chair can be equipped with a sensor (optional) that detects patient presence; this is connected to the stand-by function, thus reducing energy consumption when the patient chair is not actually occupied.




**Vertical excursion.** Extensive vertical travel (37-80 cm) makes it easier to provide treatment in comfort and allows easy patient chair access for the elderly.




**Comfort on the move.** Streamlined yet strong, the patient chair has a type-approved motor that can lift patients weighing up to 190 kg. Thanks to new ISO-JOINT geometry, compensated backrest-seat movement maximises comfort and minimises sliding of the patient's head.

## ANATOMY



**Headrest.** In addition to the version with 2-axis adjustment and mechanical locking, an optional Comfort headrest follows the lines of the patient's anatomy perfectly. Orbital 3-axis movement allows perfect positioning of the head, ensuring patient comfort during prolonged treatment sessions.



**Armrests.** Swivel armrests offer comfort and feature inserts that match the upholstery.



**Flexible installation.** To minimise the amount of adaptation work - or eliminate it altogether - during dental unit installation, there are two points for connection to the floor-mounted outlets. Under the leg rest or under the front of the unit body. This provides greater flexibility when replacing an old patient chair.

# Advanced functions, assured precision

## TOUCH LCD

Classe A6 Plus is equipped with the new colour LCD touchscreen. Colour icons make it easier to understand the various functions. Controls are activated

immediately. The screen displays all key information clearly. Access to settings for the individual instruments, patient chair and integrated devices is fast and user-friendly.



**Clean.** Function that disables the keyboard when the glass surfaces of the panel need cleaning, thus preventing involuntary activation of controls.



**Timer.** This function lets users keep track of application times (e.g. when etching gel or compounds are used).



**Endo.** The i-MMs micromotor (optional) gives dentists access to all endodontic functions, which are controlled in an integrated manner by the panel on the dental unit.




**Multi-profile feature.** Cuspidor-cup system automatisms, favourite working positions and settings for every single instrument can be saved for up to 4 different users, ensuring maximum versatility of use. This function is useful in multi-dentist surgeries or in clinics where there is high turnover of specialists.

# Advanced performance

## INSTRUMENTS

Integrated into the dental unit electronics (i.e. allowing direct management of work modes for each individual instrument via the control panel), Classe A6 Plus instruments let dentists perform a broad

array of clinical tasks. Parameters can be personalised according to the discipline and the dentist's profile, which calls up all his/her preferences on the LCD.



Instruments for every need, from lightweight, ergonomic micromotors to the thin-tip HD video camera with touch key for easier use of the freeze-frame function. A selection of advanced handpieces ensures dentists can make full use of their hard-won professionalism.



### FLUO micromotors.

Available as an option on both micromotors, the fluorescent LED light highlights composite materials.



### Micromotors.

Two versions: i-MMr (3.3 Ncm) with LED; i-MMs (5.3 Ncm) with LED lighting, ready for endodontic treatment. From 100 to 40,000 rpm.



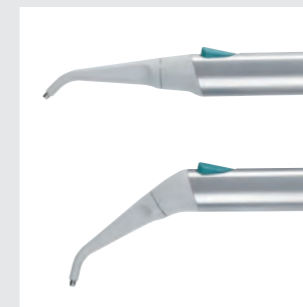
### Scalers.

With or without LEDs, handpieces compatible with the best tips on the market. Highly useful in ENDO mode as root canal treatment instruments.



### Turbines and contra angles.

Dentists can use a broad range of turbines and contra angles for specific dentistry tasks.



### Syringes.

Ergonomically-shaped 3 and 6-way syringes are available. The metal syringe body and the tip (both straight and angled versions are available) can be removed and autoclaved.



### T-LED.

New curing light with a broad emissions spectrum that allows optimal activation even of latest-generation composites. Maximised ergonomics thanks to the swivel grip.



### HD camera.

The C-U2 has glass optics and a LED light diffuser. It incorporates an HD 16:9 sensor that captures high definition clinical images.

# Higher clinical potential

## ENDODONTICS


The optional integrated endodontics system optimises the ergonomics of root canal treatment. Consists of micromotor, Autostop, Autoreverse and Autoforward functions and an electronic apex locator.

Essential data is displayed during treatment, ensuring complete control. The software automatically sets torque and speed; alternatively, dentists can set values according to personal requirements.



### Endodontics.

During endodontic work the colour LCD control panel displays key data to give the dentist full control over treatment.



### Apex locator.

The apex distance is displayed on the LCD during the root canal instrumentation phase. The nearing of the apex is verified by the ENDO software. Once the apex is reached the Apex-Stop function interrupts micromotor rotation.



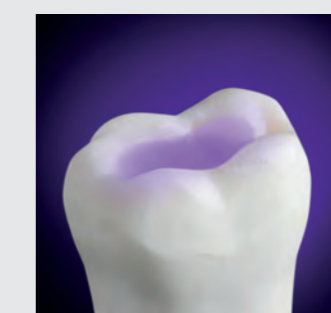
**i-MMs micromotor.**  
Light, compact and fully autoclavable. Fine, precise torque adjustment.



**Contra-angle.**  
With a 4:1 reduction ratio, the EVO E4 can be autoclaved and heat-disinfected. A miniaturised head aids access to difficult-to-reach treatment zones.



**FLUO micromotors.** In addition to improvements that reduce both weight and noise, Anthos micromotors are now available with FIT (Fluorescence-aided Identification Technique) technology to detect any composite materials in the teeth.



**Easily visible.**  
The composite material in the tooth is revealed by the UV LED light. This makes its removal easier, faster and more precise compared to illumination with traditional white LED light.

# Workflow optimisation

## INTEGRATION

The integrated multimedia HD image acquisition and X-ray system helps shorten the time spent in the patient chair. Moreover, patients benefit from involvement in the process, ensuring

they're well informed about the proposed treatment. Faster diagnosis and effective communication with the patient mean faster workflows and higher overall surgery profitability.

## MULTIMEDIA

### C-U2 HD camera.

High-resolution images aid dentist-patient communication. Easy to use (no manual adjustment required), slender design means distal zones can be reached with ease.

### 22" LED Monitor.

The integrated 22" monitor can be cable-connected to a PC. A multitouch version, where the screen can be positioned via 2 different types of support, is also available.

### Display.

The monitor can display individual camera images or a mosaic of up to 4 images to make rapid comparisons.

## RADIOLOGY

### RXDC - HyperSphere technology.

Intra-oral X-ray system integrated with the dental unit via a handheld wireless device. Outstanding images thanks to the parallelism that stems from 30 cm collimation and a focal spot of 0.4 mm. Rotating around the spherical coupling, the tube head can reach any position.

### Zen-X.

X-ray sensor incorporated in the dentist's module, ready to use with USB cable. Able to capture HD images with low X-ray doses, the sensor comes in two different sizes. Able to be sanitised, the sensor is IP67 certified against water and dust infiltration.

### 22" LED Monitor.

Full HD 16:9 1920 x 1080 pixel flat screen monitor with IPS panel to aid viewing from any angle. LED light sources ensure optimal brightness and contrast.



# The advantage of automatic systems

## HYGIENE

Any risk of cross-contamination or internal ducting contamination is minimised by a broad array of hygiene devices. Automated procedures add a further layer of safety. The instrument control panel gives the user complete control of sanitisation cycles as it's also possible to personalise individual parameters. Use of the W.H.E. system, together with

an intensive BIOSTER disinfection cycle, has been shown to result in the complete absence of bacterial load in cooling liquids delivered by the instruments. This result is certified by tests performed by the **Sapienza University of Rome** and the Department of Public Health and Paediatrics of the **University of Turin**.



**W.H.E.** Certified DVGW continuous disinfection system that prevents backflow contamination of the dental unit water supply and acts against all water-borne contaminants. The use of Peroxy Ag<sup>+</sup> is recommended.

**BIOSTER and FLUSHING.** The automatic BIOSTER system performs intensive disinfection of instrument spray internal circuits with an antiseptic liquid (Peroxy Ag<sup>+</sup>). Each stage of the cycle is controlled by the software and settings can be personalised by the user. FLUSHING gives the spray ducts a fast rinse to eliminate any stagnant liquid from tubing. Its use is recommended every morning when the surgery opens.



**A.C.V.S.** Automatic system for the flushing and disinfection of the suction system. Allows sanitisation to be performed between one patient and the next.



**S.H.S.** Device that feeds water to the sprays as an independent alternative to mains water. Works by way of a tank filled with distilled water: this prevents limescale build-up. Extremely useful where mains water is hard.



**O.D.R.** As-standard mechanism that automatically emits an air jet to clean any residual liquids or solids from the handpiece after use.

# Reliable safety

**DEFENCE**

Efficient defence against the risks of contamination stems from the meticulous approach to design taken by Anthos researchers.



**Double filters.** These easily removable filters make emptying and cleaning tasks simple.



**Cannulae guides.** Easy-to-remove elements ensure perfect cleanliness in what is a potentially critical area.



**Quick couplings.** Release system for cleaning and/or replacement.



**Removable instrument levers.** The optional SideFlex instrument levers can be removed to aid cleaning tasks.



**Surfaces.** All surfaces are specifically designed for easy cleaning.



**Removable support.** On the Continental module, the instrument support can be removed and disinfected.



**Upholstery.** Easy-to-sanitise, durable seamless padding.



**Disposable covers.** These protect glass surfaces on the dentist's control panels on Continental, International and the assistant's module.



**Cuspidor bowl unit.** Fully removable for fast, effective sanitisation, the cuspidor bowl unit consists of parts that are easy to clean and disinfect (ceramic as standard or, as an optional, glass).



**Handle.** The Continental module handle is removable and disinfected.



**Handpiece support.** Instrument support mat in autoclavable silicone.



**Unit body access.** Wide opening on the side of the unit body for easy access to integrated systems.



**Operating light handles.** All handles can be removed and autoclaved.



# Lighting technology

## OPERATING LIGHT

A choice between two different LED-source operating lights. Both feature a 3-axis joint, a hermetically sealed front panel, a "no touch" sensor to adjust light intensity and a dual reflector to ensure a broad spotlight and shadow-free work zone. The optional Venus LED MCT (Multi Colour

Temperature), instead, allows for the use of three different colour temperatures to ensure perfect lighting of the oral cavity under all circumstances. 4300K warm light for surgical treatment, 5000K neutral light for conservative dentistry and 5500K cool light for realistic colour capture.



**Sensor.** Light intensity is adjustable up to 50,000 Lux and can be modulated via the "no touch" sensor.

**Curing Mode.** This function modifies light wavelength to prevent pre-polymerization of the compounds, simultaneously ensuring optimal lighting.



**Venus Plus L-LED.** As-standard LED operating light with potentiometer adjustment of light intensity from 3,000 to 50,000 Lux and a colour temperature of 5000K. On-off control also via infrared sensor.



**Light colour.** All temperature variations - from warm to neutral or cool or vice versa - can be activated with ease so the operating area is always lit correctly in keeping with the specific treatment. Optimal light beam efficiency minimises shadows in the oral cavity.



# The value of choice

## ACCESSORIES

A broad range of accessories lets dentists personalise the surgery according to their specific needs.



Each model contributes to maintaining energy levels and a feeling of wellbeing throughout the day.

### Seats.

A range packed with ergonomic solutions.

**S9** is the latest-generation saddle-shaped active seat with tilt mechanism. Evens out weight distribution and corrects posture to minimise strain on the spine.

**S7** for the dentist, height adjustable and with the option of adapting the backrest angle.

**S8** for the assistant, with a circular seat to facilitate frequent position adjustments as required during treatment.



### Foot control.

Three different ergonomic designs are available, each of which has a wireless version. These allow activation of Chip Air/Water, micromotor rotation inversion, patient chair movement and recall of saved positions.



### Headrest.

In addition to an adjustable 2-axis version with mechanical lock, the Comfort model features a pneumatic lock system and 3-axis movement for freer, more precise positioning.



### Stop Vacuum.

Device incorporated in the patient chair base: when pressed it interrupts suction without the user having to replace the cannulae in the holders.

# Anthos Connect

All products in the Anthos dental unit range are equipped with an integrated device that allows internet connection. This means the practice can rely on a real-time remote diagnosis and technical support service.

Moreover, Di.V.A.\* (digital virtual assistant) lets dentists track use of the dental unit,

the instrumentation and the completed disinfection cycles, all on a simple dashboard. Just open any browser to access the digital virtual assistance services website. Constantly updated, these services are available on the cloud, are specific to the purchased model and do not require any software downloads.

## REMOTE ASSISTANCE



\*Digital Virtual Assistant



### General use.

It's possible to monitor usage of a single dental unit or the complete installed machine pool. This means a dental practice owner or a dental practice chain can track how their dental units are being used, as quantified by the optional sensor that detects patient presence or operating light activation.



### Disinfection cycles.

The Di.V.A. tracks frequency of hygiene system use. It logs each system start to build up a record of performed disinfection cycles. Useful for in-practice inspections, it also estimates consumption and monitors effective reactivation of equipment.

### Using the instruments.

The dashboard lets users monitor how the integrated instrumentation is actually used, info on individual instrument work modes (Conservative, Endo) included. This helps estimate maintenance requirements or assess the need for upgrades on some machines.

### Tutorials and user manuals.

Thanks to Di.V.A., users can access tutorials specific to the purchased model (e.g. a video showing how to disassemble the cuspidor bowl or fill the tanks used for disinfection). Users also have direct access to the constantly-updated online use and maintenance manual.